

**QUICK REFERENCE GUIDE-**      **Promo Codes: Page 2**      **Registration: Page 3**  
**Payment Options: Page 4**      **Selecting Classes: Page 5**

**Registration: OPENS MONDAY, MAY 13th, 8 AM EST**

## Main Event Page:


- Notice in the Description there is a full schedule of Day 1 and Day 2 sessions, please review this information and have your sessions picked out before moving forward with the registration
- Click the green REGISTRATION button to continue to the registration options



AUG  
05

**SBP Summit - The School-Based Practitioners Summit 2019**


by Ohio School Health Services Association

\$315 - \$325



Register

Description 

**-Day 1-**  
 8:00-8:05 Welcome by Cheryl VanHoose, PT, MHS  
 8:05-8:35 Kim Monachino, EdD., Director OEC: ODE/OEC Update (Governmental Keynote)  
 8:35-9:35 Dr. Ginny Paleg, DScPT, MS, PT (Clinical and Inspirational Keynote)  
 9:35-9:40 SMIke Collins - Vendors – OSHA  
 9:40-10:00 Vendor Time- Poster Project Time

**Options: Day 1 ALL DAY SESSIONS**

- Carlo Vialo, PT - "Train the Brain" Parts 1-3
- Dr. Antonette Doty, PT, DPT - Transitions parts 1-3

**Options: Day 1, Session 1 9:55-11:25**

- Ginny Paleg, DScPT, MS, PT - GP Session Title
- Dr. Beverly Moskowitz - Integrate Your OT Interventions Across the Curriculum
- Clinical/Kim Wiggins, OT - "New Ideas for Posture, Upper Extremity Stability and More"
- Sue Bazyk - "Trauma Informed Care"
- Jessica Davies & Jacqueline Renegado - "Social Emotional Learning"
- Carmen Digiovine PhD, ATP/SMS, RET, William Darling PhD, Amy Bixler Coffin, MS, Carly Dauch, OTD, OTR/L & Kelly Faeth, AT – Emerging Technologies to Support Access and Participation
- ODEA- Andrea Denning, Anna

**Options: Day 1, Session 2 12:45-2:15**

- Ginny Paleg, DScPT, MS, PT - GP Session Title
- Dr. Beverly Moskowitz, OT - Highly Effective OT Strategies that Get Your Students Moving
- Clinical/Kim Wiggins, OT - "OT Toolbox for Effective Push-Ins: Collaboration and Time Management"

Date And Time

Mon, Aug 5, 2019, 8:00 AM -  
 Tue, Aug 6, 2019, 6:30 PM EDT  
[Add to Calendar](#)

Location

Hilton Columbus at Easton  
 3900 Chagrin Drive  
 Columbus, OH 43219  
[View Map](#)

Refund Policy

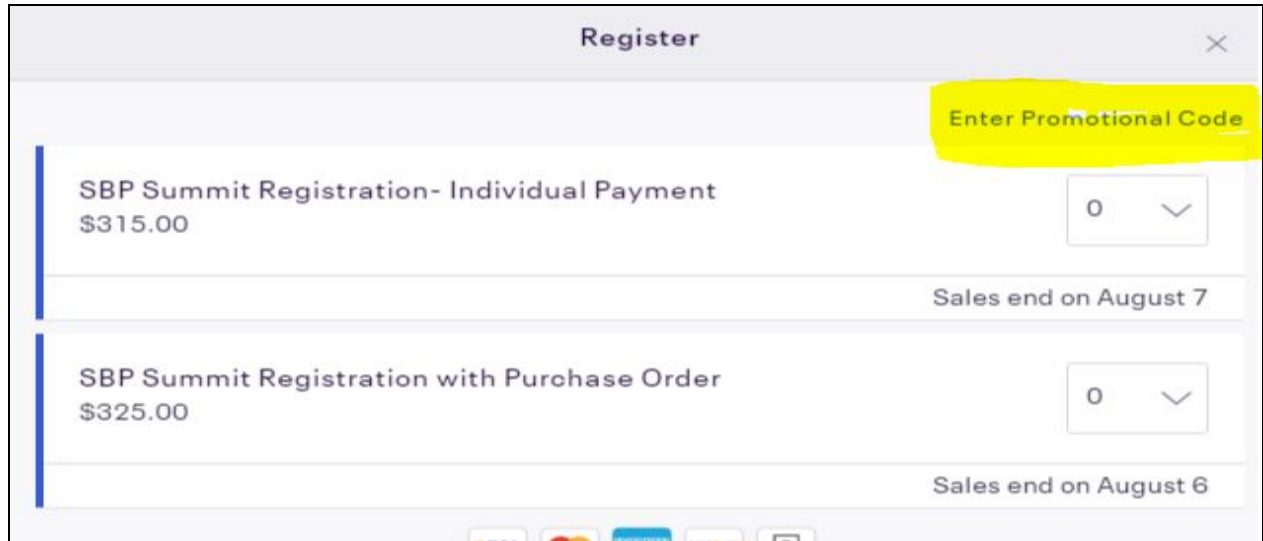
No Refunds

# OSHA – SBP Summit Registration Instructions

## 1. USING A PROMOTIONAL CODE

(If not using promo code, skip to page 3)

- i. If you have been provided with a promotional code for various reasons click ENTER PROMOTIONAL CODE **before** selecting registration quantities

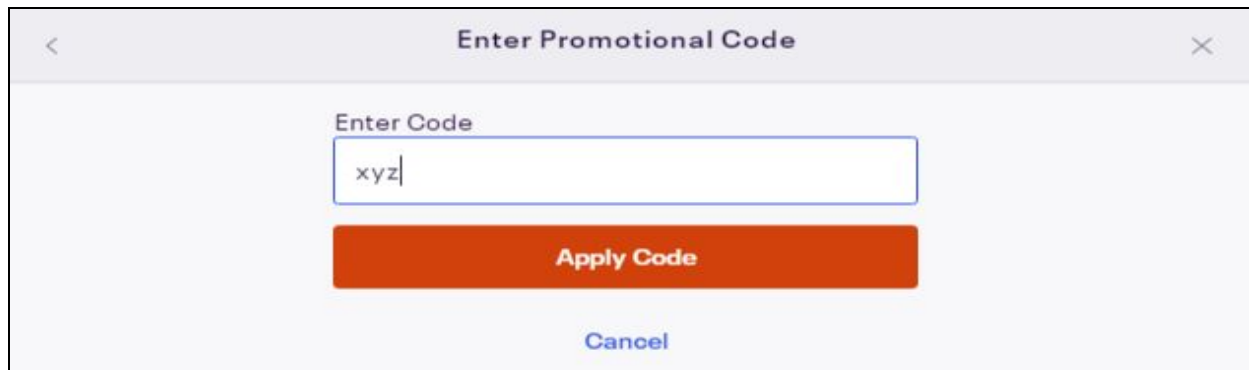


The screenshot shows a 'Register' window with two items:

- SBP Summit Registration- Individual Payment: \$315.00, quantity 0, sales end on August 7.
- SBP Summit Registration with Purchase Order: \$325.00, quantity 0, sales end on August 6.

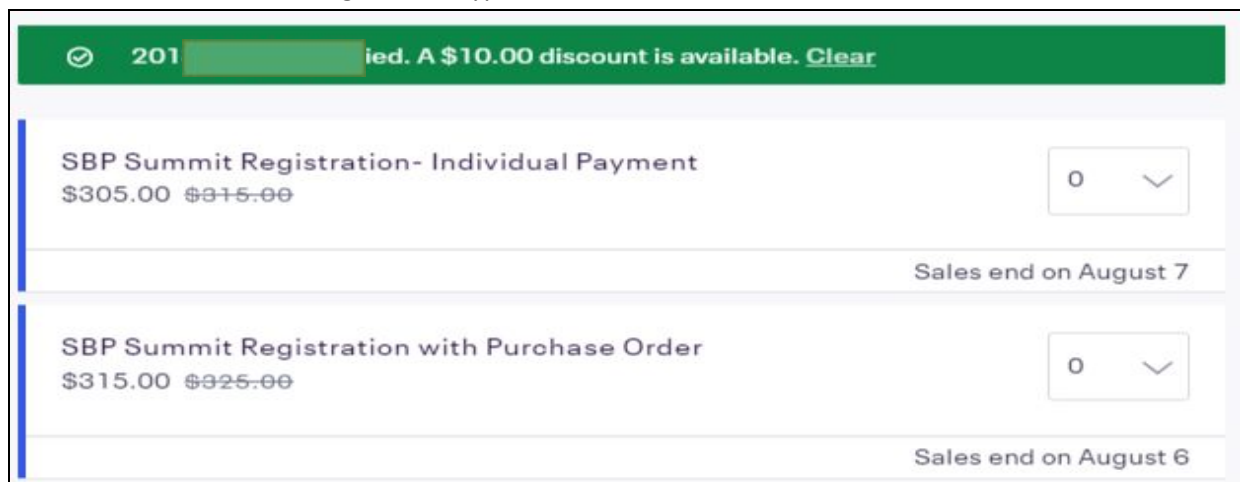
A yellow highlight is placed over the 'Enter Promotional Code' button in the top right corner.

- i. Enter your code and Click APPLY CODE



The screenshot shows the 'Enter Promotional Code' dialog box. The 'Enter Code' field contains 'xyz'. Below the field are two buttons: 'Apply Code' (orange) and 'Cancel' (blue).

- i. Once your code is applied you will see the discount for the applicable registration types

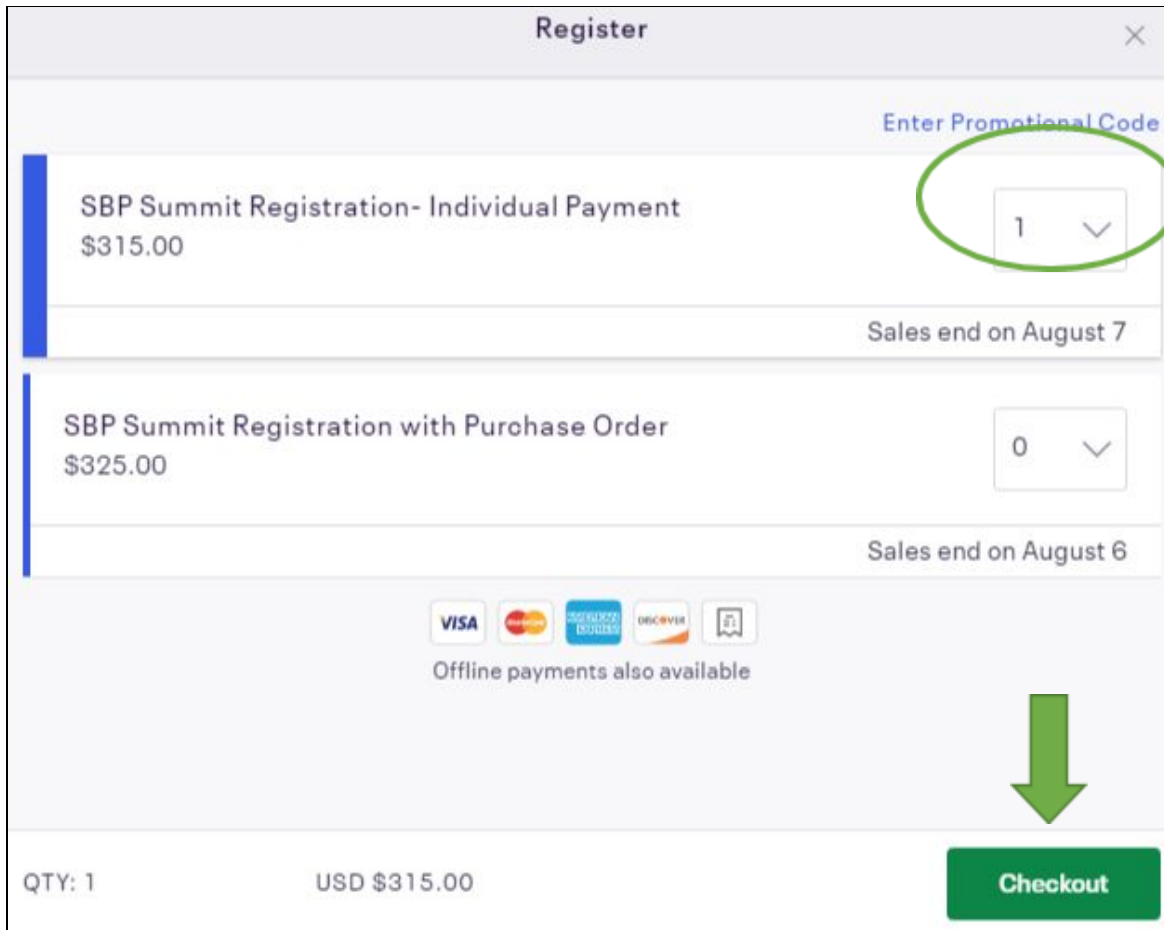


The screenshot shows the 'Register' window after the discount is applied. A green notification bar at the top reads: '201 [redacted] ed. A \$10.00 discount is available. Clear'. The registration items are now:

- SBP Summit Registration- Individual Payment: \$305.00 (discounted from \$315.00), quantity 0, sales end on August 7.
- SBP Summit Registration with Purchase Order: \$315.00 (discounted from \$325.00), quantity 0, sales end on August 6.

## 2. Registration Options

- a. SBP Summit Registration – Individual Payment
  - i. Select the quantity dropdown and click 1  Checkout
- b. SBP Summit Registration with Purchase Order
  - i. Select the quantity dropdown and click 1  Checkout



The screenshot shows a 'Register' window with a close button (X) in the top right corner. At the top right, there is a link that says 'Enter Promotional Code'. Below this, there are two registration options, each with a quantity dropdown menu. The first option is 'SBP Summit Registration- Individual Payment' for '\$315.00'. Its quantity dropdown is set to '1' and is circled in green. Below this option, it says 'Sales end on August 7'. The second option is 'SBP Summit Registration with Purchase Order' for '\$325.00'. Its quantity dropdown is set to '0'. Below this option, it says 'Sales end on August 6'. In the center, there are logos for VISA, Mastercard, American Express, and Discover, with the text 'Offline payments also available' below them. A large green arrow points downwards towards a green 'Checkout' button. At the bottom left, it says 'QTY: 1' and 'USD \$315.00'.

## 3. Payment Processing

### a. Paying with a CREDIT CARD

- i. If paying with a credit card, select the SBP Summit Registration – Individual Payment option.
- ii. In the checkout process you will see the Payment Method dropdown
- iii. If you have checked out on Eventbrite previously you may have a card saved
- iv. If you have never made a purchase on Eventbrite you will be prompted to enter new card information

**Payment** (Your card info is not stored on Eventbrite's servers)

Payment Method:\*

Card:\*

Card Number:\*

Expiration Date:\*   CSC\*  [What's this?](#)

Save billing and payment info for easy ordering

\*\*\*Proceed to step 4 (page 5)\*\*\*

### b. Paying with by Invoice (Purchase Order)

- i. If you plan to pay by invoice you will select SBP Summit Registration with Purchase Order registration option
- ii. NOTE that the price for PO is \$10 more expensive
- iii. In the checkout process you will see the Payment Method dropdown
- iv. **Select Pay By Invoice**
- v. To complete your order you will click Send Invoice with instructions to send PO to info@oshsa.org

### Payment

Payment Method:\*

**Send Invoice**



Send Invoice: Send PO to info@oshsa.org

\*\*\*Please enter your PO number. If you are unsure of a PO number, list school district/ESC/Employer or email for responsible payer party to send invoice to. If its blank, your sign up email will receive the Invoice to forward on\*\*\*

### 4. Selecting your Sessions

- a. You have **15 minutes** to select your sessions, you should have previewed the schedule and have a plan for selecting each session
- b. Each session option is a REQUIRED field, please complete carefully
- c. Enter your dietary needs
- d. All Day Sessions –
  - i. If you **ARE** attending an ALL DAY SESSION you will select the session you wish to attend from the dropdown
    1. In the remaining day session selection dropdowns select N/A I AM ATTENDING AN ALL DAY SESSION
  - ii. If you are **NOT** attending an ALL DAY SESSION you will select **NOT ATTENDING ALL DAY SESSION** and proceed to select each session you will attend

#### Other Information

Special Dietary Requirement: \* (choose one) ▼

Day 1 - ALL DAY SESSIONS \* (choose one) ▼

Day 1, Session 1: 9:55-11:25 \* (choose one) ▼

Day 1, Session 2: 12:45-2:15 \* (choose one) ▼

Day 1, Session 3: 2:30- 4:00 \* (choose one) ▼

Day 2 - ALL DAY SESSION \* (choose one) ▼

Day 2, Session 1: 9:50-11:20 \* (choose one) ▼

Day 2, Session 2 12:35 – 2:05 \* (choose one) ▼

Day 2, Session 3: 2:20- 3:50 \* (choose one) ▼

#### e. Multi-Part Classes

- i. Day 2 has multiple classes that take up TWO sessions
- ii. If you select Part 1 you MUST select PART 2 of the corresponding class
- iii. **EXAMPLE:** I plan on attending *Patty Sharp, OT & Erin Iverson, PT- Developmental Coordination Disorder Part 1* during Day 2 Session 1. I will then have to select *Patty Sharp, OT & Erin Iverson, PT- Developmental Coordination Disorder Part 2* for Day 2 Session 2 dropdown